


10G SFP+ Fiber Media Converter

WI-MC301



Overview

The WI-MC301 is designed to convert between Ethernet electrical port and fiber port, carrying out long-distance data transmission via optical fiber, which provides 1*100M/1G/2.5G/5G/10Gbps RJ45 port and 1*1G/10Gbps SFP+ optical fiber module slot to realize the conversion of short-distance 10Gbase-TX electrical signals and long-distance 10Gbase-FX optical signals, and users can flexibly choose different types of optical modules.

Wi-Tek’s SFP+ Fiber media converters facilitate the convenience of network upgrades and long-distance communication. They can realize flexible Ethernet expansion with ultra-low transmission delay and line speed forwarding ability.

Features

Select Optical Modules Flexibly

An independent optical fiber module slot connects various optical fiber modules as required for optical signal transmission.


Multiple Application Scenarios

The use of a single Fiber Media Converter can realize the media conversion and transmission between Ethernet and optical fiber. The paired use of Fiber Media Converter can realize the extension of communication distance and high-speed data forwarding.

Plug and Play, No Configuration Required

Simple and easy to use, panel indicators monitor operating status and aid in fault analysis.

Specifications



Model	WI-MC301
Standards	<p>IEEE802.3</p> <p>IEEE802.3u</p> <p>IEEE802.3ab</p> <p>IEEE802.3z</p> <p>IEEE802.3bz</p> <p>IEEE802.3ae</p> <p>IEEE802.3an</p> <p>IEEE802.3x</p>
Interface	<p>1*100M/1G/2.5G/5G/10Gbps RJ45 Port</p> <p>1*1G/10Gbps SFP+ Slot</p>
Wave Length	Depend on used SFP module
Transmission Distance	Depend on the inserting SFP module
Max Power Consumption	7W
Power Supply	DC 12V/1A
Indicators	<p>PWR (Power Indicator)</p> <p>Solid on: The device power on is normal</p> <p>Off: The device is power off or failed</p> <p>SD (Optical Link)</p> <p>Solid on: Module access detected</p> <p>Off: Port is not connected to a network device</p> <p>2.5/5/10G (Network Link&Act))</p> <p>Solid on: RJ45 Port link Connected at 2.5G/5G/10Gbps</p> <p>Blinking: Data transmitting</p> <p>Off: Port is not connected or the connection is abnormal or negotiation fails</p> <p>100/1000M (Network Link&Act))</p> <p>Solid on: RJ45 Port link Connected at 100/1000Mbps</p> <p>Blinking: Data transmitting</p> <p>Off: Port is not connected or the connection is abnormal or negotiation fails</p>

Model		WI-MC301
Fan Quantity		Fanless
Product Dimension		93.7*70*26mm
Package Dimension		108*75*80mm
Weight		Net Weight: 0.19kg
		Package Weight: 0.34kg
Installation		Desktop
Environmental		
Reliability	Surge Immunity	IEC 61000-4-5 Common mode 2kV Differential mode 1kV
	ESD Protection	IEC 61000-4-2 Contact discharge 6kV Air discharge 8kV
Operating Temperature		-10°C to 50°C(14°F to 122°F)
Operating Humidity		10%~90% RH no condensation
Storage Temperature		-40°C to 80°C(-40°F to 176°F)
Storage Humidity		5%~95% RH no condensation
Certification		CE, FCC, RoHS, UKCA, RCM

*Port rate collocation Guide:

Scenario 1: Use of a single Fiber Media Converter

1. When the optical port speed is 10Gbps, both 2.5G/5G/10Gbps RJ45 port can be used.
2. When the optical port speed is 1Gbps, the RJ45 port speed can only be used normally at 1Gbps.
3. Communication is not possible in other situations.

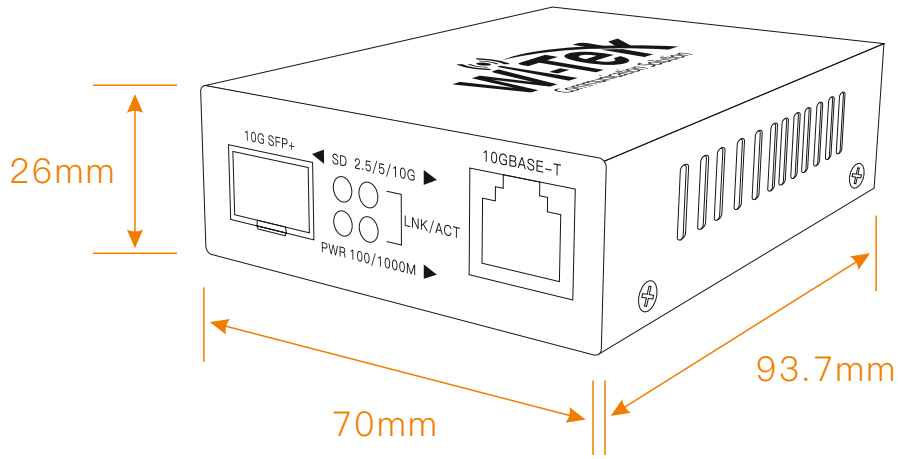
Scenario 2: Two Fiber Media Converters used in combination

1. Fiber Media Converters' optical ports are connected to 10G optical modules, and the two RJ45 ports can adaptively run data at 2.5G/5G/10Gbps (the rates at both ends of the RJ45 ports do not need to be consistent). When two RJ45 ports are at 100Mbps or 1Gbps, they must have the same speed at both ends to communicate normally.
2. The optical ports of Fiber Media Converters are connected to 1G optical modules, and normal communication can only be achieved when the two RJ45 ports are at 100Mbps or 1Gbps and have the same speed at both ends.
3. Communication is not possible in other situations.

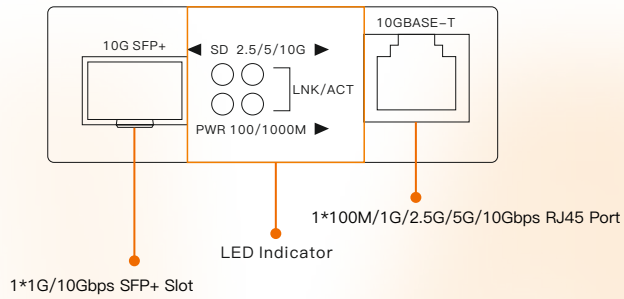
More details can be found in the Quick Installation Guide.

WI-MC301

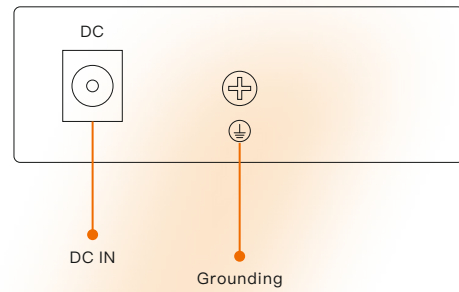
Dimensions (mm)



Front Panel



Side Panel



Package Contents

Welcome to order our products. After purchasing, you will receive:

Items	Quantity
Fiber Media Converter	1 pcs
Power Adapter	1 pcs
Quick Installation Guide	1 pcs



Wireless-Tek Technology Limited

Address: Building 3, Units 1801-1807, 1812, Huaqiang Era Plaza, Tangwei Community, Fuhai Street, Bao'an District, Shenzhen City, Guangdong Province, China.

Website: www.wireless-tek.com

Tel: 86-0755-32811290

Email: sales@wireless-tek.com

Technical Support: tech@wireless-tek.com



Technical Support



Cloud Management



Company Website