

2P 20kA Power Surge Protector



WI-SPD20KA-2P

Overview

The series of low-voltage power distribution system surge protectors with large lightning current discharge capacity, suitable for low-voltage power distribution system protection at all levels, according to different distribution system (TT/TN/IT) can choose a variety of combination.

Features

- . Surge Protection
- . Built-in instantaneous Over-current Cut-off Component
- . Pluggable Replacement Surge Protection Module
- . Failure Detection Indicator
- . Single Module Discharge Current 20kA
- . Standard Modular Installation
- . Built-in Overheat Cut-out Device
- . Remote Alarm Function

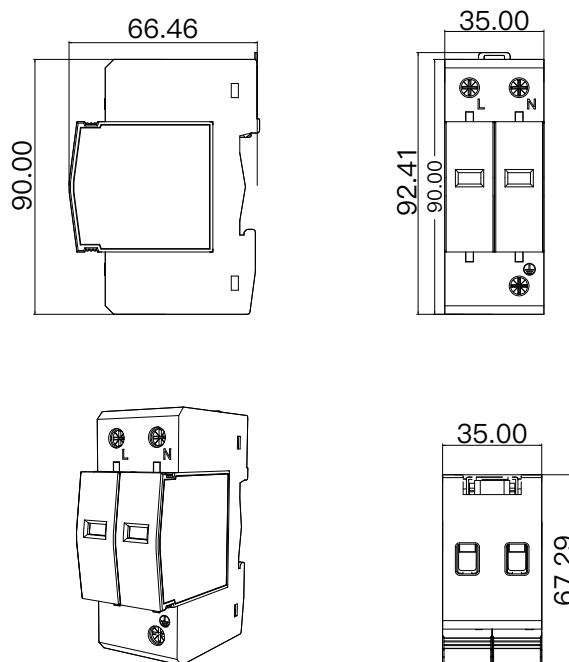
Specifications



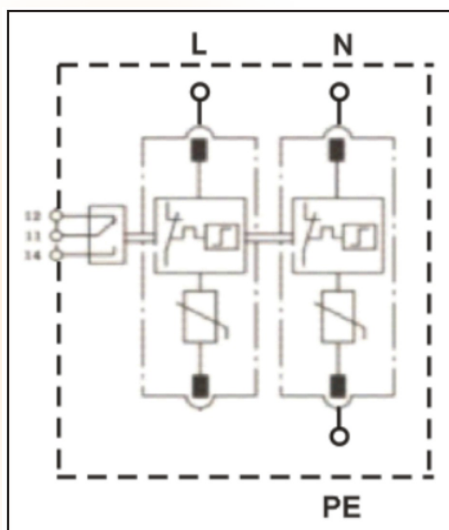
Model		Type	WI-SPD20KA-2P
SPD		/	Voltage limiting type
Power Supply System		/	TT/TN/IT
Rated Voltage		Un	220V
Maximum Continuous Power Supply		Uc	385V
Nominal Discharge Current (8/20μs)		In	10kA
Maximum Discharge Current (8/20μs) I _{max} 20kA per line		I _{max}	20kA
Protection Level		Up	≤1.2kV
Response Time		tA	25ns
Recommended Series Relay Protection Device		/	32A/10kA
Internal Overheat Circuit Breaker	Breaker	/	Internal
	Internal Circuit Breaker Device	/	Internal
Mechanical Properties	Remote Alarm	/	NC-COM-NO Contact
	Failure Indicator	/	Green: normal Red: invalid
	Connected Wire	/	16-25mm ²
	Mounting	/	35mm Standard Rail
	Working Environment Temperature	/	-40-85°C
	Housing Material	/	Conforms to UL94V-0
	Case Protection Level	/	IP20

WI-SPD20KA-2P

Dimensions (mm)

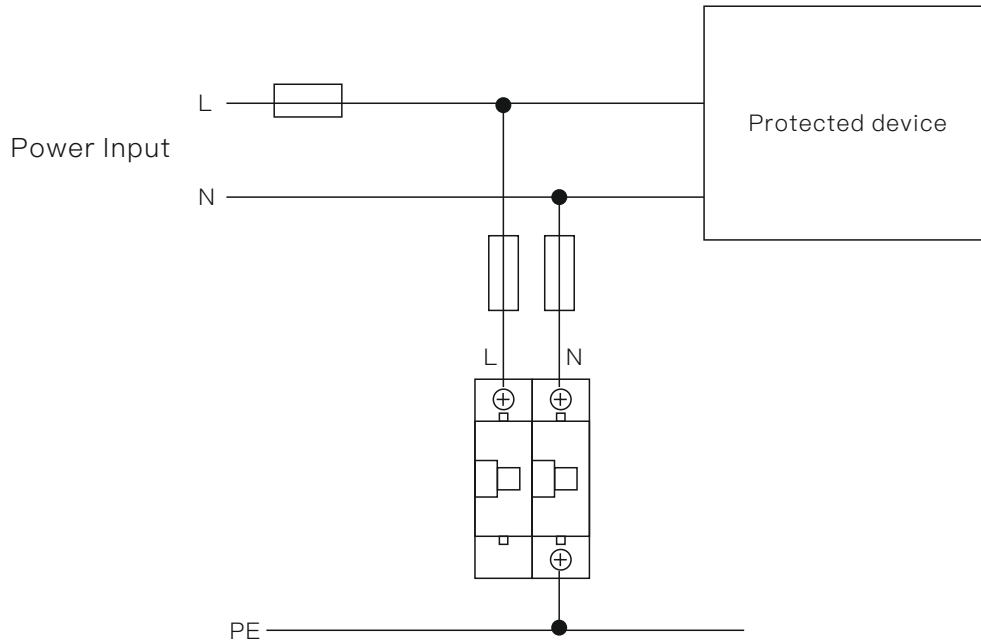


Application schematic diagram



WI-SPD20KA-2P

Application Diagram

**Installation precautions for SPD:**

1. Safe connection of SPD: Before installing the surge protector, it is essential to ensure that the power supply is disconnected to prevent any electric shock accidents. When connecting the wires, pay attention to the fixation of the SPD and the protected equipment to ensure a safe and stable connection and avoid poor contact and other issues.
2. Installation distance of SPD: To ensure the safety of the protected equipment, the installation distance between the SPD and the protected equipment should not exceed 0.5 meters.
3. Interface cables for SPD: Select the appropriate gauge and type of cables based on the grade and interface type of the SPD.
4. Grounding requirements for SPD: For better protection of the equipment, each SPD must be independently grounded (note: it cannot share the ground wire with the power grid). The gauge of the grounding wire should be equal to or greater than that of the system cables, and the grounding resistance should be less than or equal to 10Ω .



Wireless-Tek Technology Limited

Address: Building 3, Units 1801-1807, 1812, Huaqiang Era Plaza, Tangwei Community, Fuhai Street, Bao'an District, Shenzhen City, Guangdong Province, China.

Website: www.wireless-tek.com

Tel: 86-0755-32811290

Email: sales@wireless-tek.com

Technical Support: tech@wireless-tek.com



Technical Support



Cloud Management



Company Website