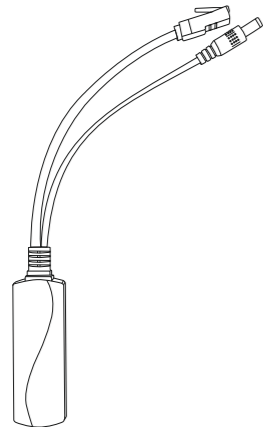


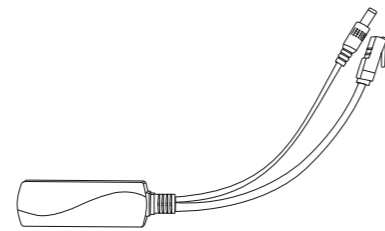
Quick Installation Guide

PoE Splitter



WI-POE51S-48V

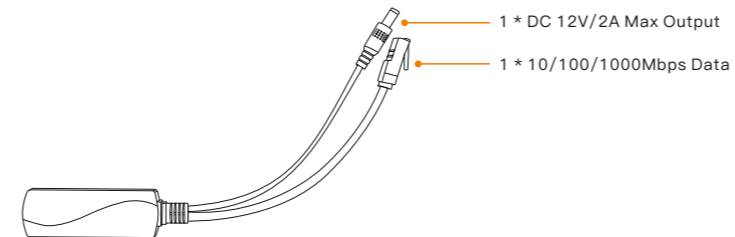
1. Package Contents



PoE Splitter x 1

2. Hardware Introduction

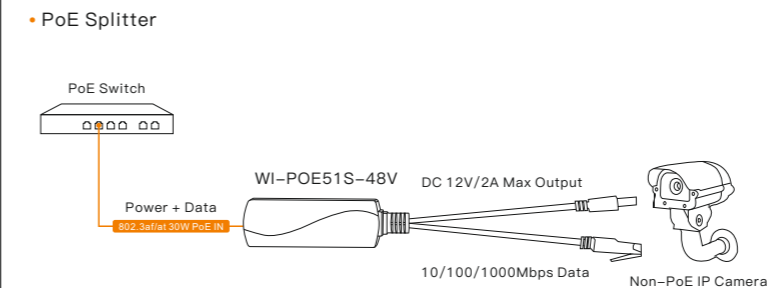
For WI-POE51S-48V



• LED Indicators

LED Indicators	Description
PoE(Yellow)	Solid on: PoE power received successfully Off: No PoE power supply access Blinking: Abnormal PoE power reception or abnormal DC output
Data(Green)	Solid on: Data connection is successful Blinking: Data transmission Off: No device connected

3. Application Diagram



Warranty Card

Username	
Address	
Telephone No.	
Purchase Shop	
Purchase Address	
Product Model No.	
Purchase Time	
Serial No.	
Dealer Signature	

- If the product defects within the warranty period, we will provide professional maintenance service.
- Proof of purchase and a complete product serial number are required to receive any services guaranteed as part of the limited warranty.
- Any other defects that are not caused by workmanship or product quality, such as natural disasters, water damage, extreme thermal or environmental conditions, sticker damaged, warranty card loss will disqualify the product from limited warranty.



Technical Support



Company Website



Cloud Management

Wireless-Tek Technology Limited
 Address: Building 3, Units 1801-1807, 1812,
 Huaqiang Era Plaza, Tangwei Community,
 Fuhai Street, Bao'an District, Shenzhen City,
 Guangdong Province, China.
 Website: www.wireless-tek.com
 Tel: 86-0755-32811290
 Email: sales@wireless-tek.com
 Technical Support: tech@wireless-tek.com