

# Cloud L2 Industrial Switch

WI-PCMS306GF-I | WI-PCMS310GF-I | WI-PCMS312GF-BT-I



## Overview

Wi-Tek industrial cloud L2 managed switch provide 4/8 Gigabit PoE+/PoE++ RJ-45 ports and 2/4 Gigabit SFP uplink slots. This series switch supports cloud management which can work with Wi-Tek cloud platform, makes it can be easily and remotely managed which supports L2 management functions, such as VLAN, STP/RSTP/MSTP, port mirroring, IGMP, QoS, multicast, ACL, PoE management, ERPS protocol, DHCP, IPv6, etc.

Professional design providing a flexible, easy to use and reliable industrial network solution. Redundant power design with polarity reverse/over-voltage/over-current protection, guarantee the safe power supply. Solid shell, wide operation temperature from  $-40^{\circ}\text{C}$  to  $75^{\circ}\text{C}$ , ensure its stable and reliable operation even in harsh environment.

It is the best choice for outdoor CCTV project, wireless coverage project and the projects of industrial application scenarios such as factory, park, roadway and transportation.

## Features

### Industrial Level Protection Design

6kV surge immunity, 8kV ESD protection, and  $-40\sim 75^{\circ}\text{C}$  working temperature design make it an ideal choice for industrial application scenarios.

### Support Wi-Tek Cloud Management

It supports cloud management which can work with Wi-Tek cloud platform, makes it can be easily and remotely managed.


### Smart DIP Mode

Fast ring: support one-key fast ring configuration.  
SCP: support one-key broadcast storm suppression configuration.


### Abundant L2 Managed Features

The switches support a complete lineup of L2 features, including 802.1Q VLAN, Port Mirroring, STP/RSTP/MSTP, ERPS, DHCP server, Link Aggregation Control Protocol, and 802.3x Flow Control function. Any more, the switch provides advanced features for network maintenance, such as Loop back Detection, Cable Diagnostics, and IGMP Snooping.

# Specifications



Model	WI-PCMS306GF-I	WI-PCMS310GF-I	WI-PCMS312GF-BT-I
<b>Hardware Specifications</b>			
<b>Interfaces</b>			
Downlink Ports	4 x 100/1000Mbps RJ45 ports	8 x 100/1000Mbps RJ45 ports	8 x 100/1000Mbps RJ45 ports
Uplink Ports	2 x 1000Mbps SFP ports	2 x 1000Mbps SFP ports	4 x 1000Mbps SFP ports
Management Port	1 x Console Port		
<b>PoE</b>			
PoE Port	Port 1–4	Port 1–8	Port 1–8
PoE Standard	802.3af/at		802.3af/at/bt
PoE Power Supply Type	End-span		Mid-span and End-span
PoE Pin Assignment	1/2(-),3/6(+)		1/2(+), 3/6(-) , 4/5(+), 7/8(-)
PoE Power	30 W max for each port, 120 W Max. (PoE power budget)	30 W max for each port, 120 W Max. (PoE power budget)	90 W max for each port, 460 W Max. (PoE power budget)
<b>Switch Property</b>			
Standards and Protocols	IEEE 802.3 IEEE 802.3ab IEEE 802.3x IEEE802.1q IEEE 802.1d IEEE 802.3ad IEEE802.3at	IEEE 802.3u IEEE 802.3z IEEE 802.1x IEEE 802.1p IEEE 802.1w IEEE802.3af	IEEE 802.3 IEEE 802.3ab IEEE 802.3x IEEE802.1q IEEE 802.1d IEEE 802.3ad IEEE 802.3at
Forwarding Mode	Store and Forward		
Switching Capacity	12 Gbps	20 Gbps	24 Gbps
Packet Forwarding Rate	8.93 Mpps	14.88 Mpps	17.86 Mpps
MAC Address Table	8 k		
Packet Buffer Memory	4.1 Mbit		
Jumbo Frame	10 kB		



Model	WI-PCMS306GF-I	WI-PCMS310GF-I	WI-PCMS312GF-BT-I
-------	----------------	----------------	-------------------

Power Supply


Input Power	Power 1 (Main): 48-57V DC, Power 2 (Backup): 48-57V DC		
Power Consumption	Idle: 2 W 100% Traffic Rate with PoE: 122 W	Idle: 2.2 W 100% Traffic Rate with PoE: 122 W	Idle: 5 W 100% Traffic Rate with PoE: 465 W

Physical Characteristics

LED Indicators	<p><b>P</b> Steady on: the device power on is normal Off: the device is power off or failed</p> <p><b>S</b> Off: device system initialization Blinking: The system is working properly</p> <p><b>Link(Green)</b> Steady on: ports link up Blinking: data on TX/RX Off: ports link down</p> <p><b>PoE(Yellow)</b> Steady on: PoE working Off: PoE not working</p> <p><b>Fiber ports indicators</b> Steady on: ports link up Green Blinking: data on TX/RX Off: ports link down</p>
----------------	-----------------------------------------------------------------------------------------------------------------------------------------------------------------------------------------------------------------------------------------------------------------------------------------------------------------------------------------------------------------------------------------------------------------------------------------------------------------------------------------------------------------------------------

Buttons

DIP Switch	<p><b>Fast ring</b> support one-key fast ring configuration</p> <p><b>SCP</b> support one-key broadcast storm suppression configuration</p>
------------	-----------------------------------------------------------------------------------------------------------------------------------------------------



Model		WI-PCMS306GF-I	WI-PCMS310GF-I	WI-PCMS312GF-BT-I
Reset		Hold for >5 sec.to restore factory default		
Fan Quantity		Fanless		
Switch Dimensions		115*100*45 mm		145*109*62 mm
Package Dimensions		242*194*89 mm		234*190*86 mm
Weight		Net Weight: 0.48 kg	Net Weight: 0.51 kg	Net Weight: 1.10 kg
		Package Weight: 0.83 kg	Package Weight: 0.86 kg	Package Weight: 1.45kg
Installation		Desktop, DIN-rail		
Reliability	Surge Immunity	IEC 61000-4-5 Common mode 6kV Differential mode 2kV		
	ESD Protection	IEC 61000-4-2 Contact discharge 6kV Air discharge 8kV		
Operating Environment		-40°C~75°C, 5%~95% (Non-condensation)		
Storage Environment		-40°C~85°C, 0%~95% (Non-condensation)		
Certification				
Certification		CE, FCC, RoHS, UKCA, RCM		

Software Features		
Spanning Tree	IEEE 802.1D– Spanning Tree	
	IEEE 802.1w– Rapid Spanning Tree	
	IEEE 802.1s– Multiple Spanning Tree	
	BPDU Guard	
	STP Root Guard	
	Loop Detection	
VLAN	Management VLAN	
	Private VLAN	
	Voice VLAN	
	Surveillance–VLAN	
	Q–in–Q (Double Tag)	
	802.1v Protocol VLAN	
	MAC–Based VLAN	
Port	IEEE 802.3ad witch LACP(Dynamic)	
	Static Trunk	
	Energy Efficient Ethernet	
	Jumbo Frame	
	Error–Disable	
IGMP Snooping	IGMP Snooping v1/v2/v3	
	MLD Snooping v1/v2	
	MVR	
Loop	ERPS	
	Loopback Detection	
QoS Features	Hardware Queues	
	Class of Service	Port Based
		802.1p
		CoS
		DSCP

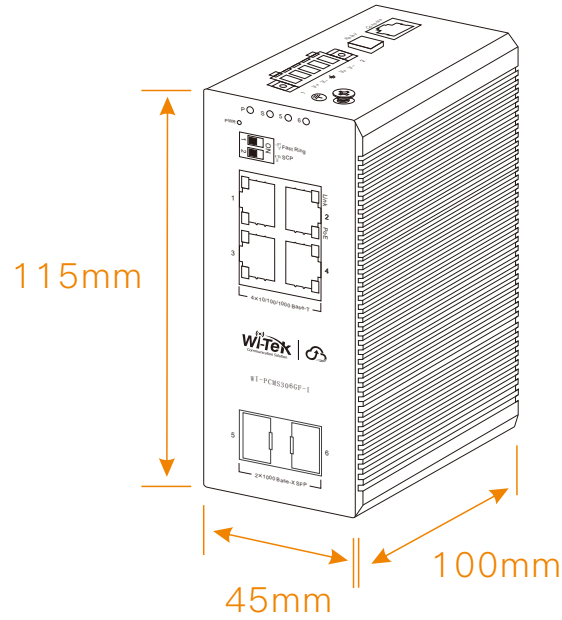
QoS Features	Class of Service	IP Precedence
		TCP/UDP (IPv4/IPv6)
	Rate Limiting	Ingress
		Egress
	Priority Queue Scheduling	WRR
		Strict Priority
		DSCP & CS
Ipv4 QoS (QCEs)		
Ipv6 QoS (QCEs)		
Security	Port Security	
	Port Isolation	
	IEEE802.1x AAA	
	ACLs	L2+/L3/L4
		Ipv6 Support
		Management Access List
	Management ACL/Management ACE	
	IP Source Guard (IP-MAC-Port-VLAN Binding)	
	IP Source Guard (IP-MAC-Port Binding)	
	Dynamic ARP Inspection	
	Storm Control	
	RADIUS/TACACS+	
	RADIUS Authentication (RFC2138)	
	DDoS Prevention	
	HTTPs and SSL (Secured Web)	
	SSH v1.5/v2.0 (Secured Telnet Session)	
DHCP Snooping		
DHCP Relay		

Management	SNMP (v1, v2c, v3)	
	RMON ( 1,2,3 & 9 groups)	
	Software Upgrade	
	Configuration Export/Import	
	DHCP	Client
	DHCP	Option 82
	Event/Error Log	Syslog
	Management Access Filtering	Console
		SNMP
		HTTP/HTTPS
		Telnet
	Port Mirroring	
	LLDP (IEEE802.1AB)	
	LLDP-MED	
	UDLD	
	DNS Client	
Traceroute		
Ping		
Management	Cable Test	
	DDMI	
	NTP/ SNTP (RFC2030)	
Ipv6 Support	Dual IPv6/IPv4 stack	
	Ipv6 Web/SSL	
	Ipv6 SNTP (Simple Network Time Protocol)	
	Ipv6 Telnet / SSH	
	Ipv6 Ping/Traceroute	
	Ipv6 TFTP	
	Ipv6 RADIUS/TACACS+	
	Ipv6 SNMP	

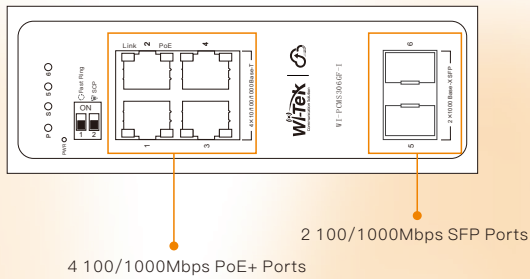
# Appearances and Dimensions

WI-PCMS306GF-I

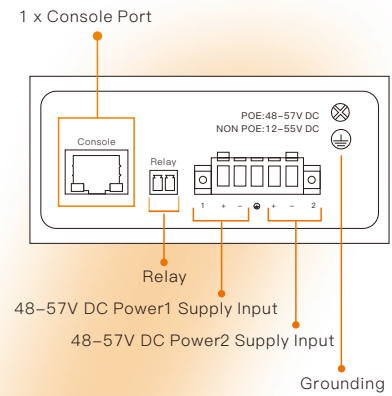
Dimensions (mm)



## Front Panel

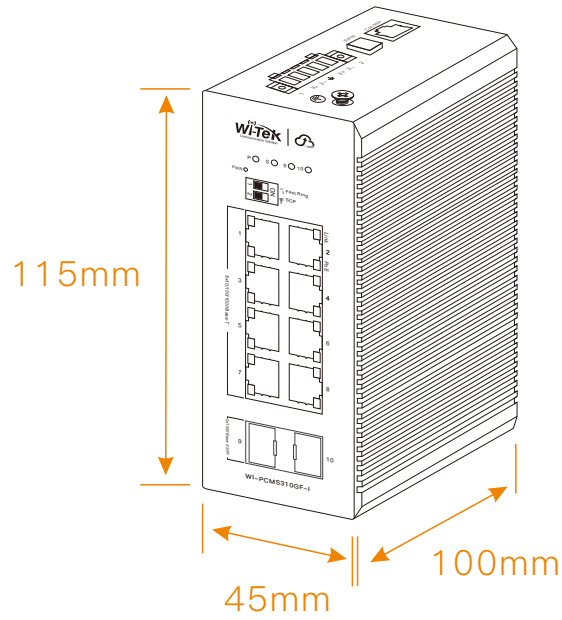


## Side Panel

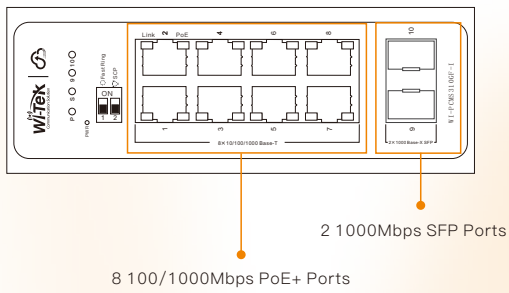


WI-PCMS310GF-I

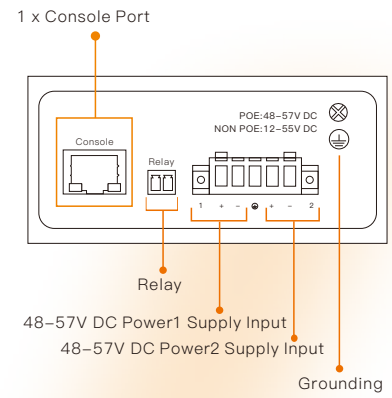
Dimensions (mm)



Front Panel

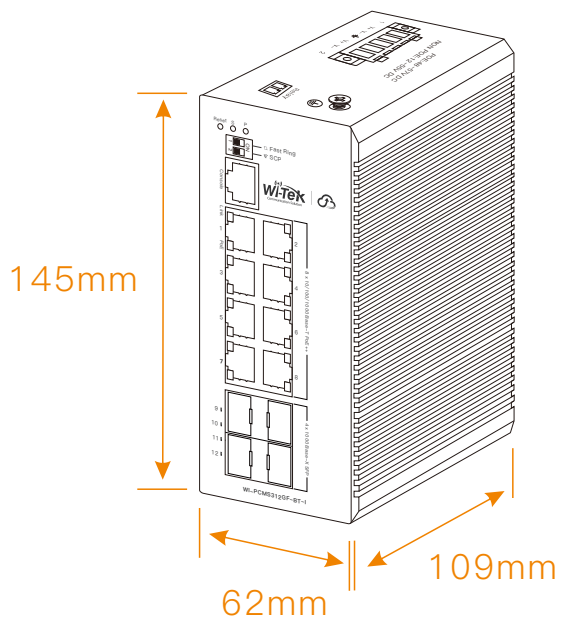


Side Panel

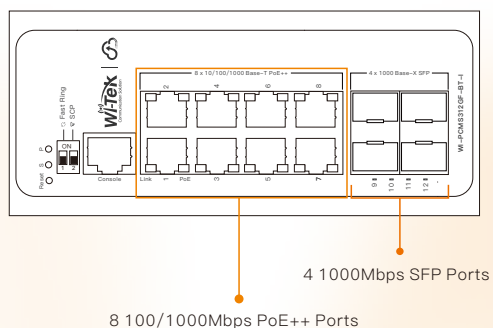


WI-PCMS312GF-BT-I

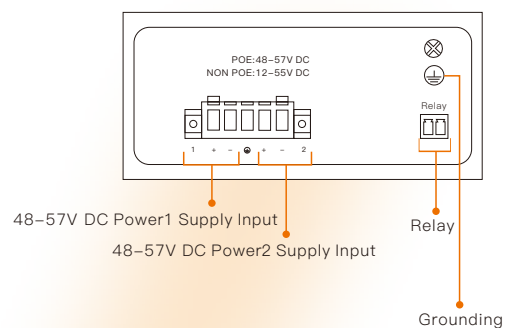
Dimensions (mm)



Front Panel



Side Panel



## Package Contents

Welcome to order our products. After purchasing, you will receive:

Items	Quantity
Switch	1 pcs
RJ-45 to Serial Port Cable	1 pcs
Phoenix terminal	1 pcs
Quick Installation Guide	1 pcs



Wireless-Tek Technology Limited

Address: Building 3, Units 1801-1807, 1812, Huaqiang Era Plaza, Tangwei Community, Fuhai Street, Bao'an District, Shenzhen City, Guangdong Province, China.

Website: [www.wireless-tek.com](http://www.wireless-tek.com)

Tel: 86-0755-32811290

Email: [sales@wireless-tek.com](mailto:sales@wireless-tek.com)

Technical Support: [tech@wireless-tek.com](mailto:tech@wireless-tek.com)



Technical Support



Cloud Management



Company Website