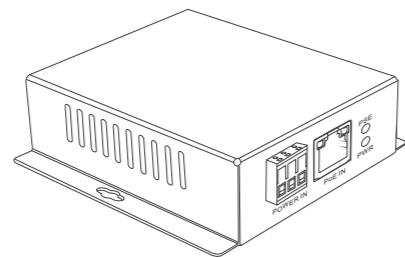


Quick Installation Guide

PoE Converter

WI-PoE90X

1. Package Content



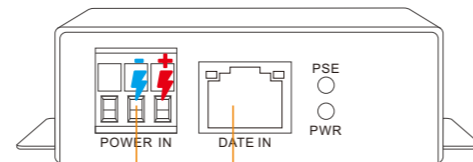
1 x PoE Converter



1 x Quick Installation Guide

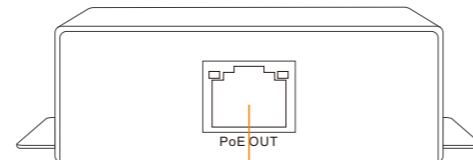
2. Hardware Overview

2.1 WI-POE90X Panel



DC 12-57V Power port

10/100/1000 Mbps 24V PoE Input

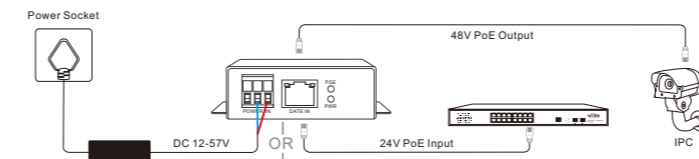


10/100/1000 Mbps 48V PoE Output

2.2 LED Indicator light

LED	Color	Description
PWR	Green	Off: the device is power off or failed On: the device power on is normal Blink: Abnormal power reception
PSE	Green	Off: PoE Out port is not working On: PoE Out port is working Blink: PoE Out port is abnormal

2.3 WI-POE90X Connection Diagram



Note: The maximum output power of WI-POE90X is 30W. PoE devices that require more than 30W are not supported. (There are two ways to supply power to the device: DC or PoE in)

Warranty Card

Username	
Address	
Telephone No.	
Purchase Shop	
Purchase Address	
Product Model No.	
Purchase Time	
Serial No.	
Dealer Signature	

- If the product defects within three months after purchase, we will provide you a new product of the same model.
- If the product defects within the three-year warranty period, we will provide the professional maintenance service.
- Proof of purchase and a complete product serial number are required to receive any services guaranteed as part of the limited warranty.
- Any other defects that are not caused by workmanship or product quality, such as natural disaster, water damage, extreme thermal or environmental conditions, sticker damaged, warranty card losing will disqualify the product from limited warranty.



Technical Support



Company Website



Cloud Management

Wireless-Tek Technology Limited
 Address: Biaofan Technology Building 402, Bao'an street,
 Baoan District, Shenzhen City, Guangdong, China
 Website: www.wireless-tek.com
 Tel: 86-0755-32811290
 Email: sales@wireless-tek.com
 Technical Support: tech@wireless-tek.com