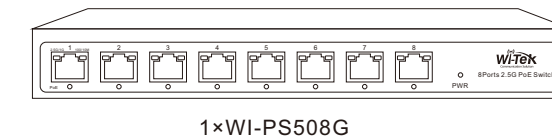


Installation Guide

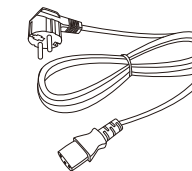
WI-PS505G | WI-PS508G | WI-SG505G | WI-SG508G

1.Package Contents

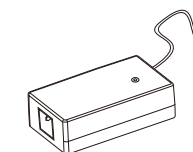
- Take WI-PS508G as an example



1 x WI-PS508G



1 x AC Cord
(Except WI-SG505G and WI-SG508)



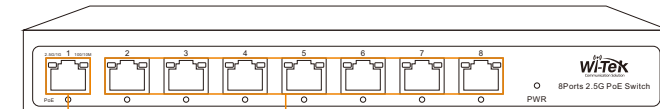
1 x Power Adapter




1 x Installation Guide

2.Hardware Introduction

- PoE Switch(WI-PS508G)



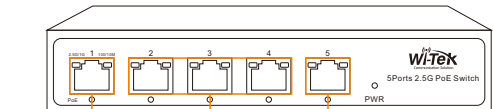
7 x 2.5Gbps with 802.3af/at PoE Ports
1 x 2.5Gbps with 802.3bt 60W PoE Port



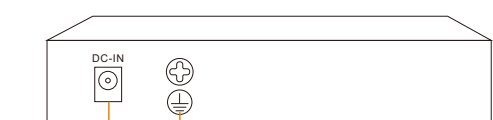
DC in 52V 2.5A

LED Indicator	Status	Description
PWR	On	Power on
	Off	No power
2.5G/1G	Green	The negotiated rate is 1Gbps
	Amber	The negotiated rate is 2.5Gbps
	Off	The negotiated rate is not 2.5G/1Gbps
100/10M	On	The negotiated rate is 100/10Mbps
	Off	The negotiated rate is not 100/10Mbps
PoE	On	PoE power is working
	Off	No PoE power output

- PoE Switch(WI-PS505G)



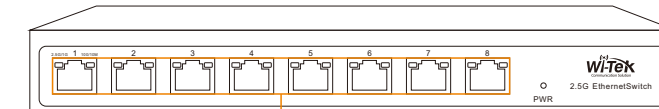
3 x 2.5Gbps with 802.3af/at PoE Port
1 x 2.5Gbps with 802.3bt 60W PoE Port




DC in 52V 1.25A

LED Indicator	Status	Description
PWR	On	Power on
	Off	No power
2.5G/1G	Green	The negotiated rate is 1Gbps
	Amber	The negotiated rate is 2.5Gbps
	Off	The negotiated rate is not 2.5G/1Gbps
100/10M	On	The negotiated rate is 100/10Mbps
	Off	The negotiated rate is not 100/10Mbps
PoE	On	PoE power is working
	Off	No PoE power output

- Ethernet Switch(WI-SG508G)



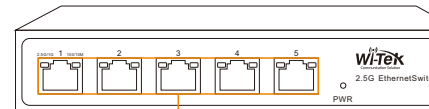
8 x 2.5Gbps Ethernet Port



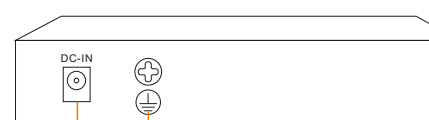
DC In 12V 2A

LED Indicator	Status	Description
PWR	On	Power On
	Off	No power
2.5G/1G	Green	The negotiated rate is 1Gbps
	Amber	The negotiated rate is 2.5Gbps
	Off	The negotiated rate is not 2.5G/1Gbps
100/10M	On	The negotiated rate is 100/10Mbps
	Off	The negotiated rate is not 100/10Mbps

- Ethernet Switch(WI-SG505G)



5 x 2.5Gbps Ethernet Port

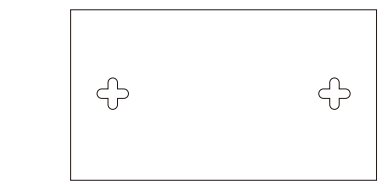


DC In 12V 2A

LED Indicator	Status	Description
PWR	On	Power On
	Off	No power
2.5G/1G	Green	The negotiated rate is 1Gbps
	Amber	The negotiated rate is 2.5Gbps
	Off	The negotiated rate is not 2.5G/1Gbps
100/10M	On	The negotiated rate is 100/10Mbps
	Off	The negotiated rate is not 100/10Mbps

- Wall mounted installation (WI-PS508G)

Install the Switch by following the steps: Fix 2 screws on the wall to align the 2 fixing holes on the Switch, as shown in the figure below, and hang the Switch smoothly on the screws.



Product	Interface	PoE Power Budget	Power Supply
WI-SG505G	5*1G/2.5G(Ethernet Port)	N/A(Ethernet Switch)	DC 12V 2A
WI-SG508G	8*1G/2.5G Ethernet Port	N/A(Ethernet Switch)	DC 12V 2A
WI-PS505G	1*2.5Gbps with 802.3bt 60W PoE Port 3*2.5Gbps with 802.3af/at PoE Port 1*1G/2.5G Ethernet Port	60W(PoE Switch)	DC 52V 1.25A
WI-PS508G	1*2.5Gbps with 802.3bt 60W PoE Port 7*2.5Gbps with 802.3af/at PoE Port	120W(PoE Switch)	DC 52V 2.5A

Warranty Card

Username	
Address	
Telephone No.	
Purchase Shop	
Purchase Address	
Product Model No.	
Purchase Time	
Serial No.	
Dealer Signature	

- If the product defects within three months after purchase, we will provide you a new product of the same model.
- If the product defects within the three-year warranty period, we will provide the professional maintenance service.
- Proof of purchase and a complete product serial number are required to receive any services guaranteed as part of the limited warranty.
- Any other defects that are not caused by workmanship or product quality, such as natural disasters, water damage, extreme thermal or environmental conditions, sticker damaged, warranty card losing will disqualify the product from limited warranty.



Wireless-Tek Technology Limited
Address: Biaofan Technology Building 402, Bao'an street, Baoan District, Shenzhen City, Guangdong, China
Website: www.wireless-tek.com
Tel: 86-0755-32811290
Email: sales@wireless-tek.com
Technical Support: tech@wireless-tek.com

