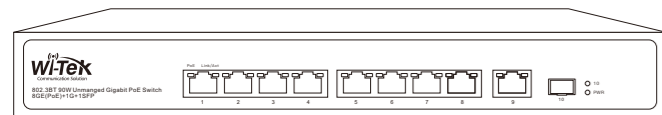


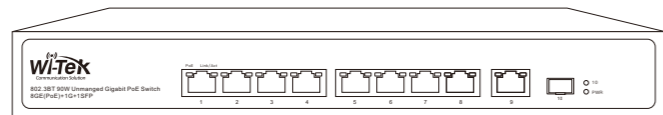
Quick Installation Guide

802.3bt PoE Switch

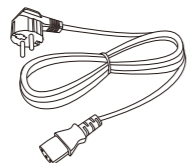


WI-PS310GF-BT

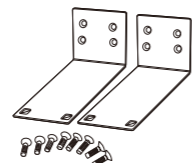
1. Packing Content



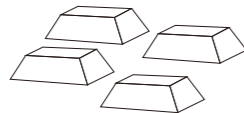
1 x Switch



1 x Power Cord



1 x Rack mount kit
(Hooks x 2; Screws x 8)



4 x Mats

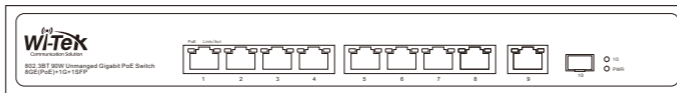


1 x Installation guide

2. Appearance Overview

WI-PS310GF-BT

• Front panel



8 10/100/1000Mbps RJ45 PoE++ Ports

1 10/100/1000Mbps RJ45 Port

1 1000Mbps SFP Slot

• Back panel



AC 100~240V 50/60Hz

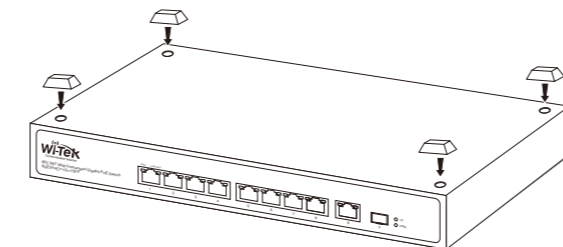
Grounding

• LED indicator

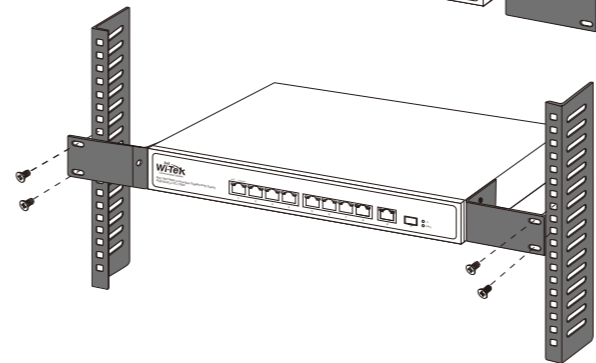
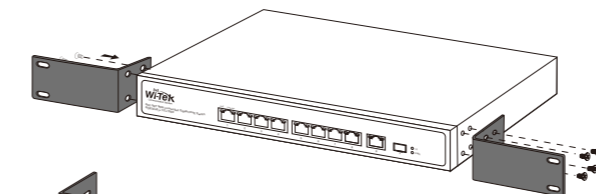
LED Indicators	Description
PWR(Green)	On: the device power on is normal Off: the device is power off or failed
Link(Green)	Blinking: The negotiate speed is 1000Mbps and data on TX/RX On: Data on TX/RX Off: Ports link down
PoE(Yellow)	Solid on: PoE is working Off: PoE not working
10(Green)	On: Data on TX/RX Off: Ports link down

3. Installation

• Desktop installation



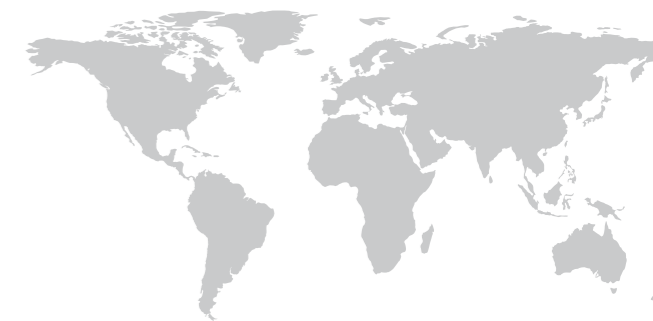
• Rack mounted installation



Warranty Card

Username	
Address	
Telephone No.	
Purchase Shop	
Purchase Address	
Product Model No.	
Purchase Time	
Serial No.	
Dealer Signature	

- If the product defects within three months after purchase, we will provide you a new product of the same model.
- If the product defects within the three-year warranty period, we will provide the professional maintenance service.
- Proof of purchase and a complete product serial number are required to receive any services guaranteed as part of the limited warranty.
- Any other defects that are not caused by workmanship or product quality, such as natural disasters, water damage, extreme thermal or environmental conditions, sticker damaged, warranty card losing will disqualify the product from limited warranty.



Technical Support



Company Website



Cloud Management