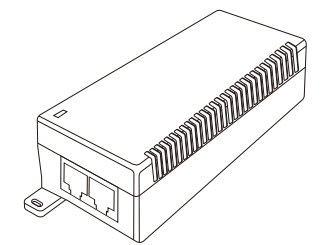
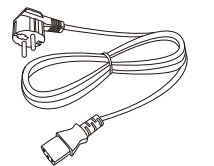


WI-POE65-2.5G-30W | WI-POE65-2.5G-60W

### 1. Packing Content



1 x Injector



1 x Power Cord

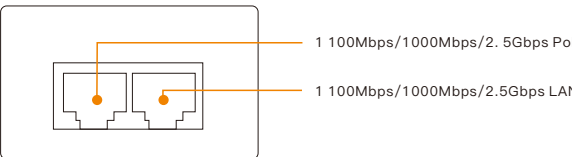


1 x Installation guide

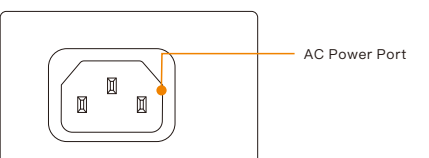
### 2. Appearance Overview

#### WI-POE65-2.5G-30W Panel

##### • Front panel



##### • Back panel

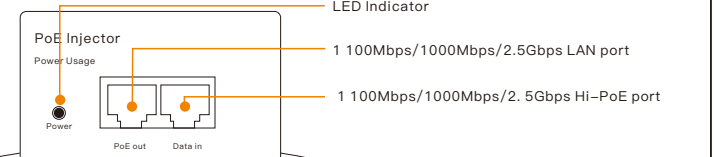


##### • LED indicator

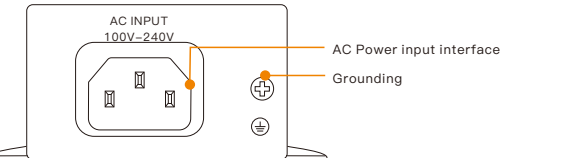
LED Indicators	Description
Power	On: the device power on is normal Off: the device is power off or failed

#### WI-POE65-2.5G-60W Panel

##### • Front panel



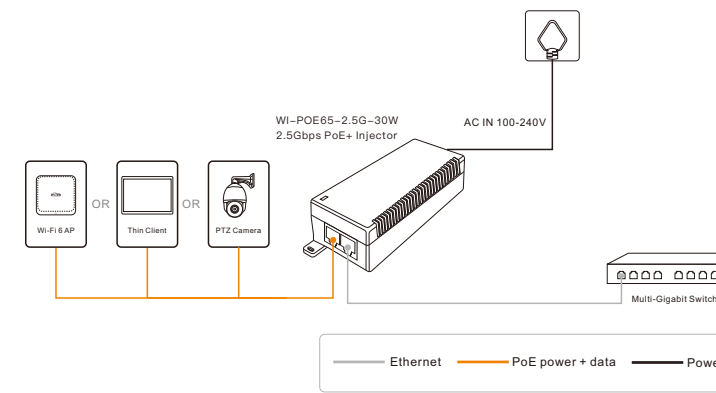
##### • Back panel



##### • LED indicator

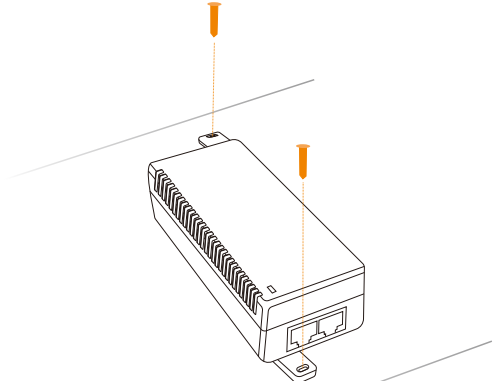
LED Indicators	Description
Power	On: the device power on is normal Off: the device is power off or failed

### 3. Connection Diagram

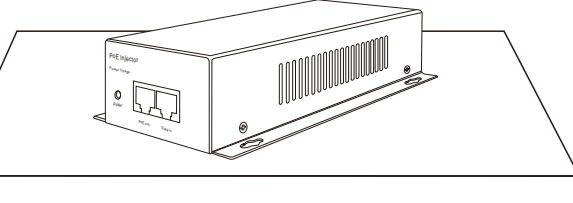


### 4. Installation

#### • Wall-mount installation



#### • Desktop Installation



### Warranty Card

Username	
Address	
Telephone No.	
Purchase Shop	
Purchase Address	
Product Model No.	
Purchase Time	
Serial No.	
Dealer Signature	

-If the product defects within three months after purchase, we will provide you a new product of the same model.  
-If the product defects within the three-year warranty period, we will provide the professional maintenance service.  
-Proof of purchase and a complete product serial number are required to receive any services guaranteed as part of the limited warranty.  
-Any other defects that are not caused by workmanship or product quality, such as natural disasters, water damage, extreme thermal or environmental conditions, sticker damaged, warranty card losing will disqualify the product from limited warranty.



Technical Support



Company Website