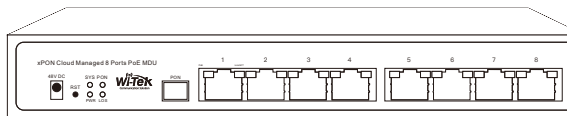


Quick Installation Guide

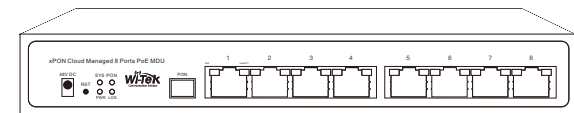
xPON Cloud Managed 8 Ports PoE MDU



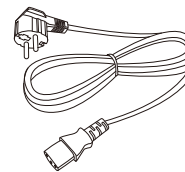
WI-POL308G-P

www.wireless-tek.com

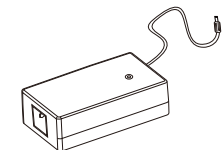
1. Package Contents



1 x MDU



1 x AC Cord



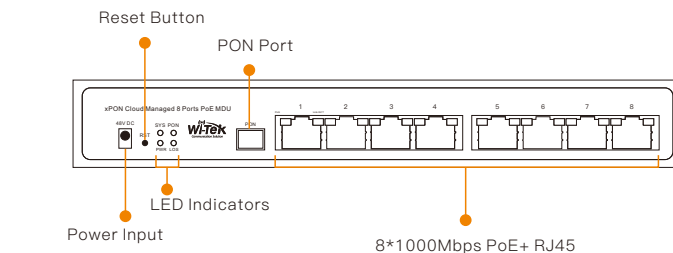
1 x Power Adapter



1 x Quick Installation Guide

2. Hardware Introduction

• Front Panel




Button	Description
RST	Long press over 10 seconds: Restore the factory default configuration.

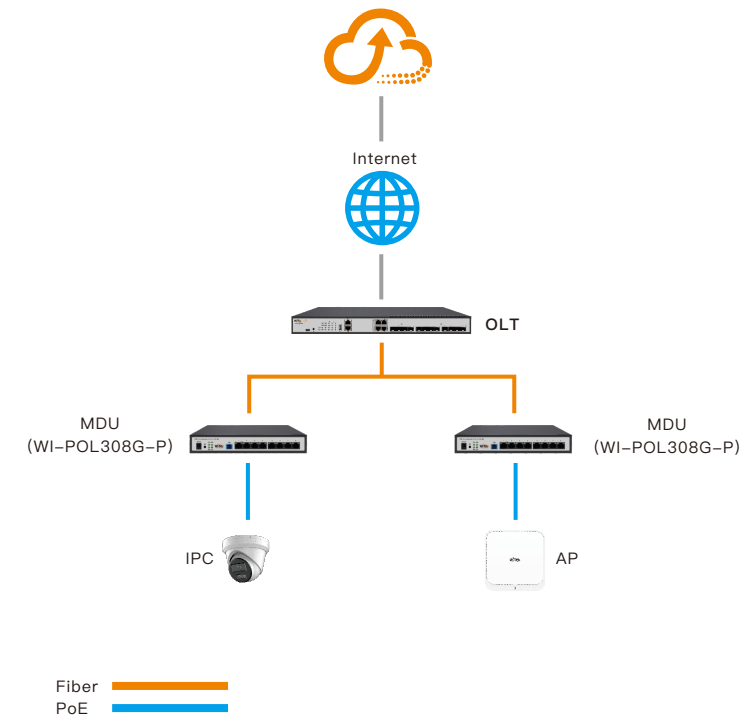
• LED indicator

LED Indicators	Color	Status	Description
PWR	Green	Steady on	The system power supply is normal.
		Off	The system power supply is abnormal.
SYS	Green	Blinking	The system is running properly.
		Off	The system software is not running.
PON	Green	Steady on	A link has been established on the interface.
		Blinking	The device is attempting to set up a connection to the OLT.
		Off	No link is established on the interface.
LOS	Red	Blinking	The receive optical power is lower than the optical receiver sensitivity.
		Off	The receive optical power is normal.
PoE	Orange	Blinking	The port is providing power.
		Off	The port is not providing power.
Link/ACT	Green	Steady on	A link has been established on the interface.
		Blinking	Data is being transmitted or received on the interface.
		Off	No link is established on the interface.

• Rear Panel

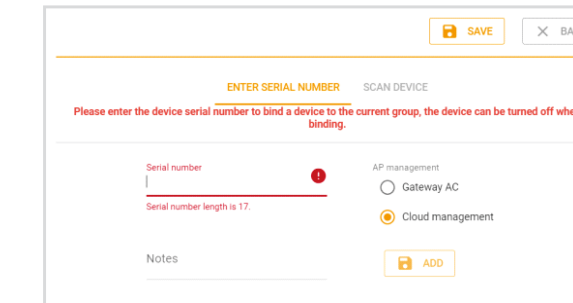


3. Application



4. Cloud Management

Make sure your device is networked. Enter <https://cloud2.wireless-tek.com> in the browser and log in to the cloud, add a network, or select the existing network. Go to "Device > POL", click < ADD DEVICE >, enter the device's SN, and click < ADD >. Wait a moment, you can find it in the device list and view it in "Topology".



Warranty Card

Username	
Address	
Telephone No.	
Purchase Shop	
Purchase Address	
Product Model No.	
Purchase Time	
Serial No.	
Dealer Signature	

- If the product defects within three months after purchase, we will provide you with a new product of the same model.
- If the product defects within the three-year warranty period, we will provide professional maintenance service.
- Proof of purchase and a complete product serial number are required to receive any services guaranteed as part of the limited warranty.
- Any other defects that are not caused by workmanship or product quality, such as natural disasters, water damage, extreme thermal or environmental conditions, sticker damaged, warranty card loss will disqualify the product from limited warranty.



Technical Support



Company Website



Cloud Management

Wireless-Tek Technology Limited
 Address: Building 3, Units 1801-1807, 1812,
 Huaqiang Era Plaza, Tangwei Community,
 Fuhai Street, Bao'an District, Shenzhen City,
 Guangdong Province, China.
 Website: www.wireless-tek.com
 Tel: 86-0755-32811290
 Email: sales@wireless-tek.com
 Technical Support: tech@wireless-tek.com

